

ONE POINT LESSON

UPDATING SERVICE CODES IN MEDTECH EVOLUTION

1. Go to:



Options

Set Up

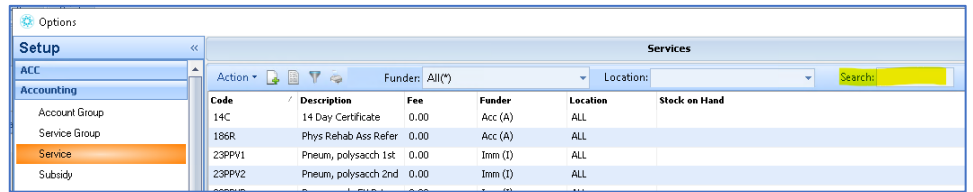
Accounting

Service

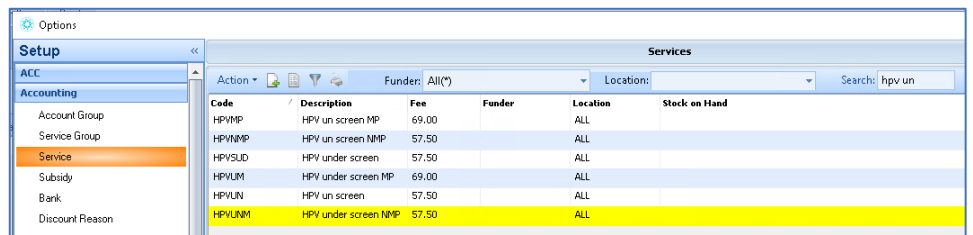
- Use the “Search” box to find the service code e.g. HPVUNM

- Select the service to be updated and open it to view.

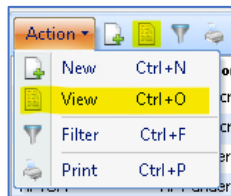
(You can double-click or use the Actions bar options to open)



Code	Description	Fee	Funder	Location	Stock on Hand
14C	14 Day Certificate	0.00	Acc (A)	ALL	
186R	Phys Rehab Ass Refer	0.00	Acc (A)	ALL	
23PPV1	Pneum, polysacch 1st	0.00	Imm (I)	ALL	
23PPV2	Pneum, polysacch 2nd	0.00	Imm (I)	ALL	



Code	Description	Fee	Funder	Location	Stock on Hand
HPVMP	HPV un screen MP	69.00		ALL	
HPVNMP	HPV un screen NMP	57.50		ALL	
HPVSLD	HPV under screen	57.50		ALL	
HPVUM	HPV under screen MP	69.00		ALL	
HPVUN	HPV un screen	57.50		ALL	
HPVUNM	HPV under screen NMP	57.50		ALL	

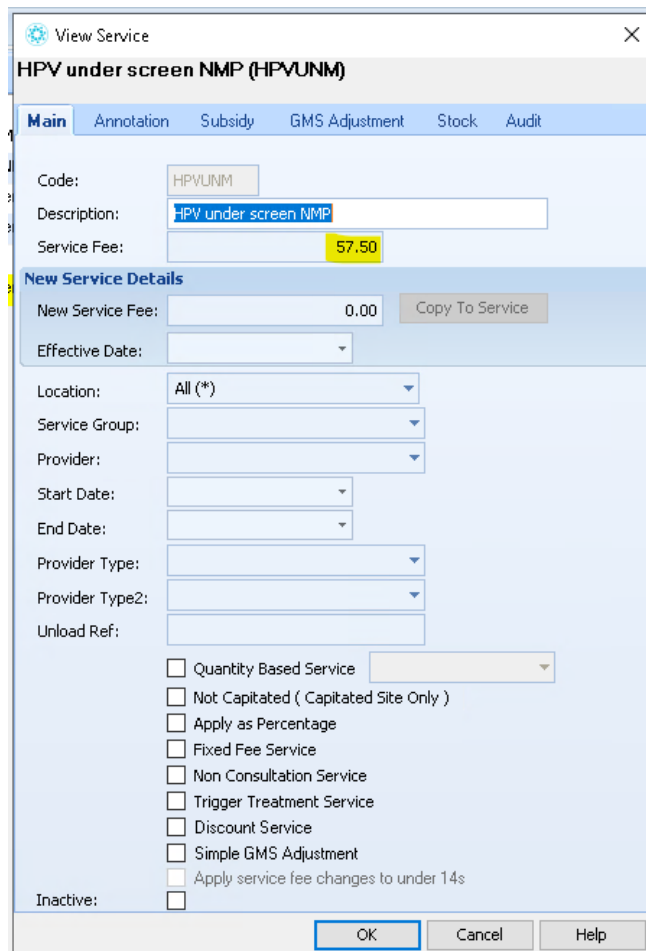


“View Service”

Main Tab:

- Replace existing **Service Fee** with the new amount *(as provided by Pinnacle)*

Click **OK**.



View Service

HPV under screen NMP (HPVUNM)

Main Annotation Subsidy GMS Adjustment Stock Audit

Code: HPVUNM

Description: HPV under screen NMP

Service Fee: 57.50

New Service Details

New Service Fee: 0.00 Copy To Service

Effective Date: All (*)

Location: All (*)

Service Group: All (*)

Provider: All (*)

Start Date: All (*)

End Date: All (*)

Provider Type: All (*)

Provider Type2: All (*)

Unload Ref: All (*)

☒ Quantity Based Service

☒ Not Capitated (Capitated Site Only)

☒ Apply as Percentage

☒ Fixed Fee Service

☒ Non Consultation Service

☒ Trigger Treatment Service

☒ Discount Service

☒ Simple GMS Adjustment

☒ Apply service fee changes to under 14s

Inactive: ☐

OK Cancel Help