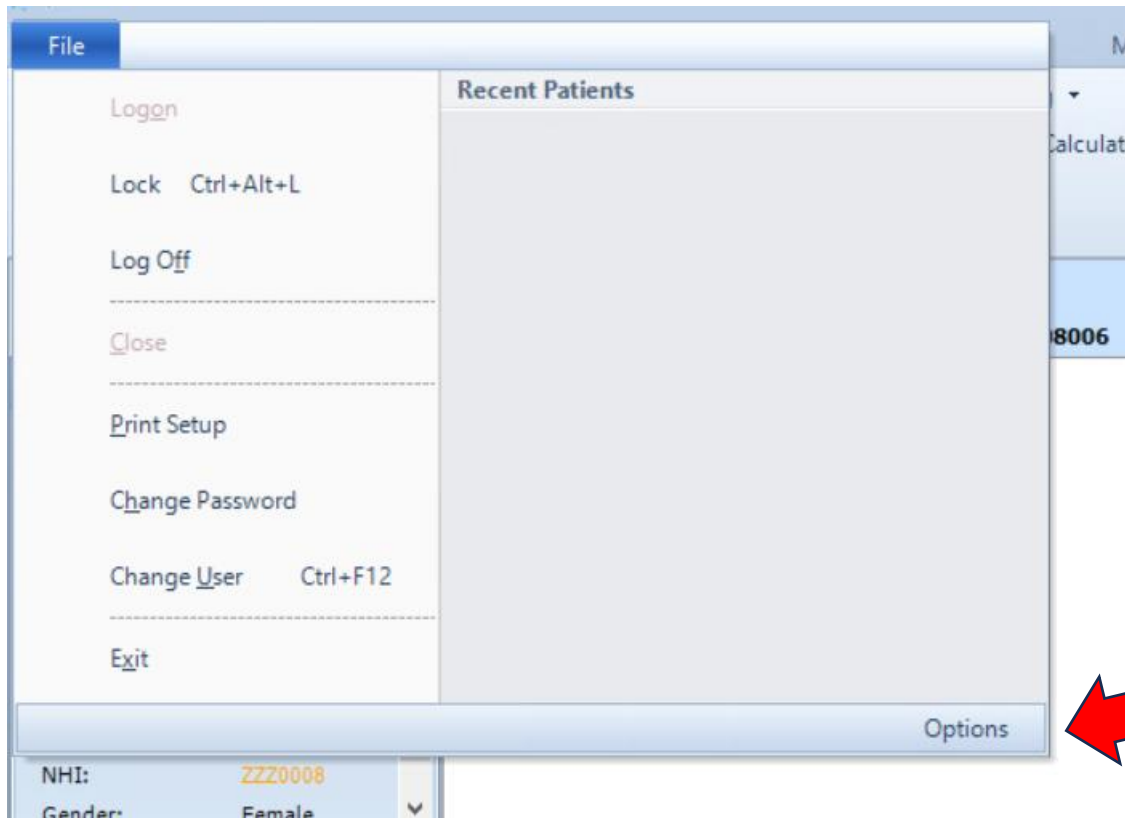


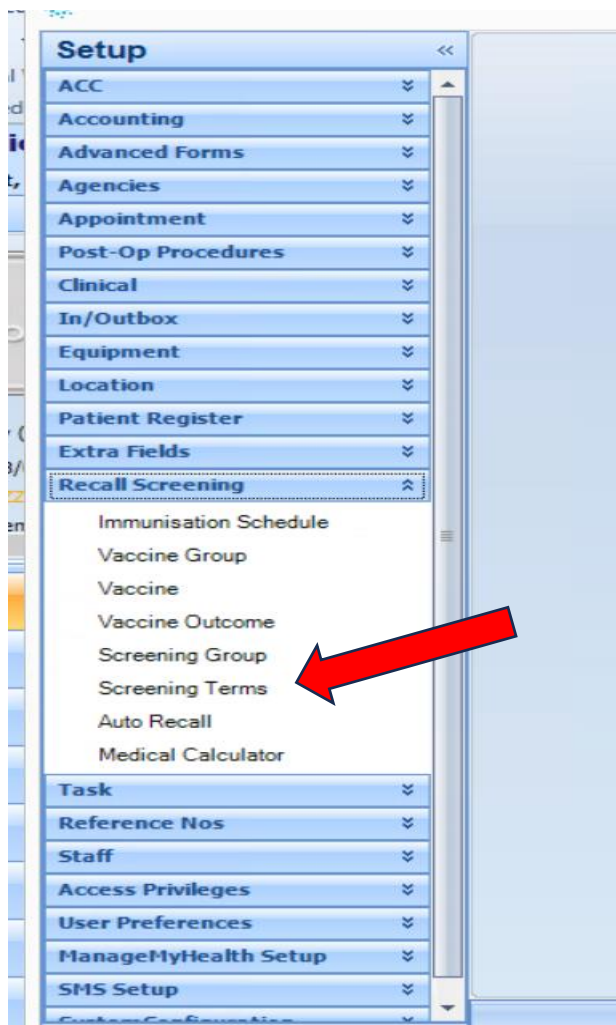
Instructions to add new NCSP endorsed cervical screening outcomes for Medtech Evolution

The Outcome of a Screening Term can determine the recall period in which a patient should return for a further screening test.





1. To add a new Outcome for a Screening Term you need to access file>Options.



2. Select Recall Screening> Screening Terms



3. Open CX – Cervical Screening

| Actions ▾     | | |
|---|--------------------------------|-------|
| Code / | Description | Group |
| #SCS | Smoking Cessation | AC |
| 2TD | 2nd Trimester Date | SC |
| 3TD | 3rd Trimester Date | SC |
| AUDIT | AUDIT Questionnaire | AC |
| BMI | Body Mass Index | HM |
| BP | Blood Pressure | SC |
| BSA | Body Surface Area | HM |
| BSL | Blood Sugar Level | SC |
| CHAT | CHAT Questionnaire | HM |
| CRAFFT | CRAFFT Screening Questionnaire | HM |
| CRE | Serum Creatinine | HM |
| CRECLR | Creatinine Clearance | HM |
| CVR | CVD Risk | HM |
| CX | Cervical Screening | SC |
| DCIP | Diabetes monitoring | SC |
| DIAP | Diabetes Project | SC |
| DS:CK | CKD Stage | SC |
| DS:FE | Diabetic Foot Examination | SC |
| DS:MED | Medications | SC |
| DS:RET | Retinopathy | SC |
| DS:URI | Urinalysis | SC |
| EARLI | EARLI Questionnaire | HM |
| END | Est Date of Delivery | SC |

4. Select the Outcomes tab

View Screening Term

Cervical Screening (CX)

Main Measurements **Outcomes** Documents Audit

| Outcome | Description | Recall In |
|---------|----------------------|-----------|
| H-ND | HPV not detected | 5 years |
| 1618 | HPV 16 / 18 detected | 6 months |
| HPVO | HPV Other detected | 6 months |
| LG | Low Grade Cyto | 1 year |
| HG | High Grade Cyto | 1 year |
| HO-N | HPV other + Neg | 1 year |
| HOLG | HPV other + LG | 1 year |
| HOHG | HPV other + HG | 6 months |
| HD-N | HPV 16/18 + Neg | 6 months |
| HDLG | HPV 16/18 + LG | 6 months |
| HDHG | HPV 16/18 + HG | 6 months |
| TOC1 | Test of Cure (1) | 6 months |
| TOC2 | Test of Cure (2) | 5 years |
| ANN | Annual co-test | 1 year |
| EX | Exempt | |
| RPT | Repeat test | Today |

☐ Mandatory Screening Outcome

5. Outcomes particular to each Screening Term, along with a default recall period can be set up on this tab. A listing of Outcomes already added for the required term will be displayed (above is example only, please use NCSP endorsed cervical screening outcome codes & associated recall timeframes).

6.. Select the Add option to display the New Outcome screen.

7. Enter the information as described below

Code – H-ND

Description – HPV not detected.

Outcome indicator - Normal

Recall In: It is possible to specify the default time period for which an Outcome requires the patient to be recalled in, for example 5years for a recall from the date of the screening.

Outcome Indicator: This field is used to indicate if this Outcome reflects a result that is Normal, Abnormal or Exempt.

Recall Document: A recall document can be linked to a specific outcome, for example a cervical screen with a normal recall may have a different letter linked to that of an abnormal outcome.

| Outcome | Description | Recall In |
|---------|----------------------|-----------|
| H-ND | HPV not detected | 5 years |
| 1618 | HPV 16 / 18 detected | 6 months |
| HPVO | HPV Other detected | 6 months |

New Outcome

Descr (CODE)

Main

Code:

Description:

Recall In:

Outcome Ind:

Recall Document:

SMS Document:

MMH Document:

Service Code:

8.. OK will save the information

9. Repeat these steps for each new NCSP endorsed screening outcome code

10. Please ensure you select the correct code, description and outcome indicator that corresponds with the NCSP endorsed cervical screening outcomes.