HTI referral steps for non-indici provider

1. The HTI coordinator must create the HTI profile for the accredited provider. This is when face to face training and the e-learning component has been completed. This will be emailed to you.
2. Upon getting the access, The provider can log in to the HTI Portal/webpage https://pms3.itsmyhealth.nz
3. The provider must use a chrome web-browser.

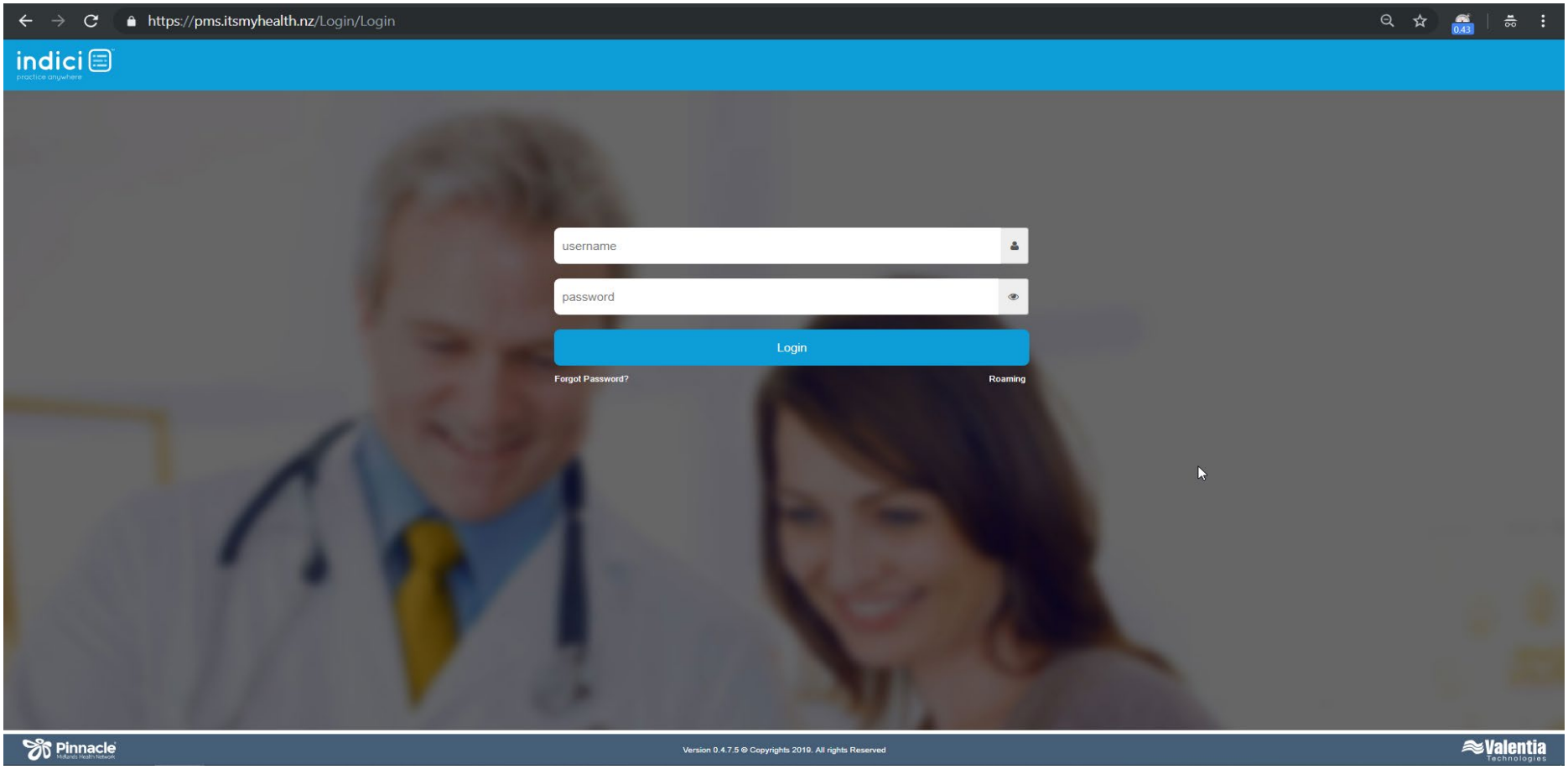

4. Provider has to click the **"+"** sign for creating the new referral.

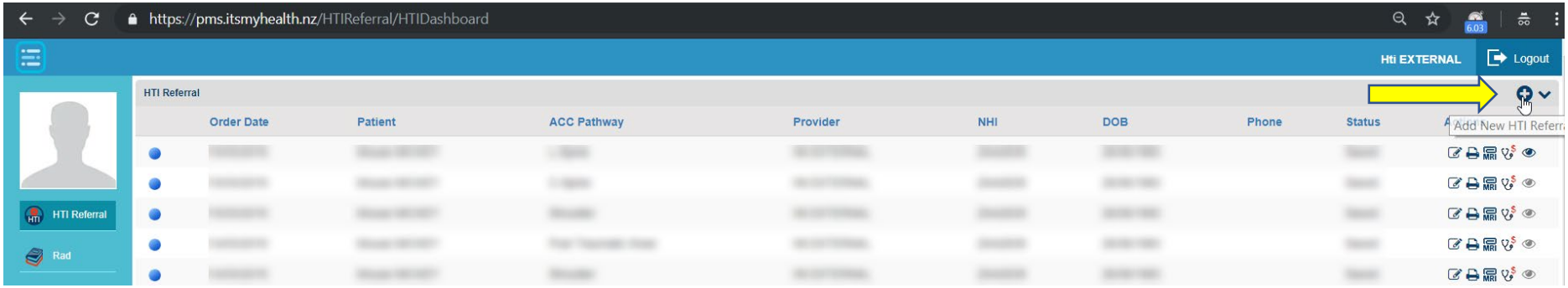

5. Find your patient. This function utilises NHI and the Ministry of Health database. If the NHI cannot be found, please manually enter this in.

https://pms.itsmyhealth.nz/HTIReferral/HTIDashboard

Hti EXTERNAL Logout

HTI Referral

Rad

Patient HTI Referral

Search Patient From HTI Portal Registry

NHI: Search NHI From MOH

First Name: * First Name

Family Name: * Family Name

Date of Birth: * __/__/____

Ethnicity: --Select--

Gender: * --Select--

Cell Phone Number:

Work Phone Number:

Home Phone Number:

Address

Find Address: Find address in eSAM.

House Number: Unit/House Number

Floor/Building: Floor/Building

Street Number: Street

Suburb/Town: --Select--

City: --Select--

Post Code: Postal Code

Latitude: Latitude

Longitude: Longitude

Address not validated

Save & Proceed Close

Valentia Technologies

ventures
Future Health designed+delivered

Hti EXTERNAL Logout

HTI Referral
Rad

Patient HTI Referral

Search Patient From HTI Portal Registry

NHI: ZAA2639
First Name: * Mouse
Family Name: * MICKEY
Date of Birth: * 26/06/1983
Ethnicity: African,
Gender: * Male
Cell Phone Number: 21 123 4568
Work Phone Number:
Home Phone Number:

Address

Find Address: Find address in eSAM.
House Number: 64B
Floor/Building: Floor/Building
Street Number: Victoria Avenue
Suburb/Town: Atawhai
City: Nelson
Post Code: 9810
Latitude: -46.405598
Longitude: 168.348638

Address not validated

Save & Proceed Close

6. Upon entering all required patient information, click the “Save & Proceed” button.

7. Provider has to select the required information for the appropriate ACC pathway.
8. The provider can copy and paste x-ray results into the x-ray finding field.

https://pms.itsmyhealth.nz/HTIReferral/HTIDashboard

Hti EXTERNAL | Logout

HTI Referral
Rad

Patient | HTI Referral

ACC45 Claim Number: *
ZA12345

Source of Initial ACC Consultation: *
Urgent Care

Organisation Name:
test

Accident Date: *
01/03/2019

Date of Initial ACC Consultation: *
15/03/2019

Radiologist: *
Bay radiology (Cheyne Road)

ACC Pathway: *
L-Spine

ACC Pathway URL: Lumbar Spine Clinical Pathway

State Mechanism of Injury: *
test

Persistent symptoms >6w post injury with no improvement? * Yes No

X-ray Findings: *
test

Back pain is the dominant symptom? * Yes No

Leg pain is the dominant symptom? * Yes No

State clinical findings and distribution (L2-5, S1-2) of the radicular pain or radiculopathy: *
test

Park | Send via Secure Mail | Close

9. Upon completion of all required information, the provider will send the referral to the selected radiology provider. Please note that some providers require you to fax referrals, which will be shown on the "Send via Health link" button.

Lab Orders | Rad Orders | Order Preview | History | HTI Referral

Operative procedure on coronary artery

X-ray(Standing) Findings: *

Test

Post examination findings:

Injury Site: * Left Knee Right Knee

Severe ligamentous pathology? * ACL PCL MCL No

Other (Effusion, LCL, PLC, etc)?

Effusion

Severe meniscal pathology? * Yes No

Moderate or severe OA present? * Yes No

What is the main symptom? * Pain Mechanical (limited ROM, locking, catching, etc)

Park | Send via Healthlink | Close

10. Upon receiving the MRI result from radiology, the provider has to tag the MRI result to the HTI referral, in order to extract all the required information for reporting to ACC and claiming.

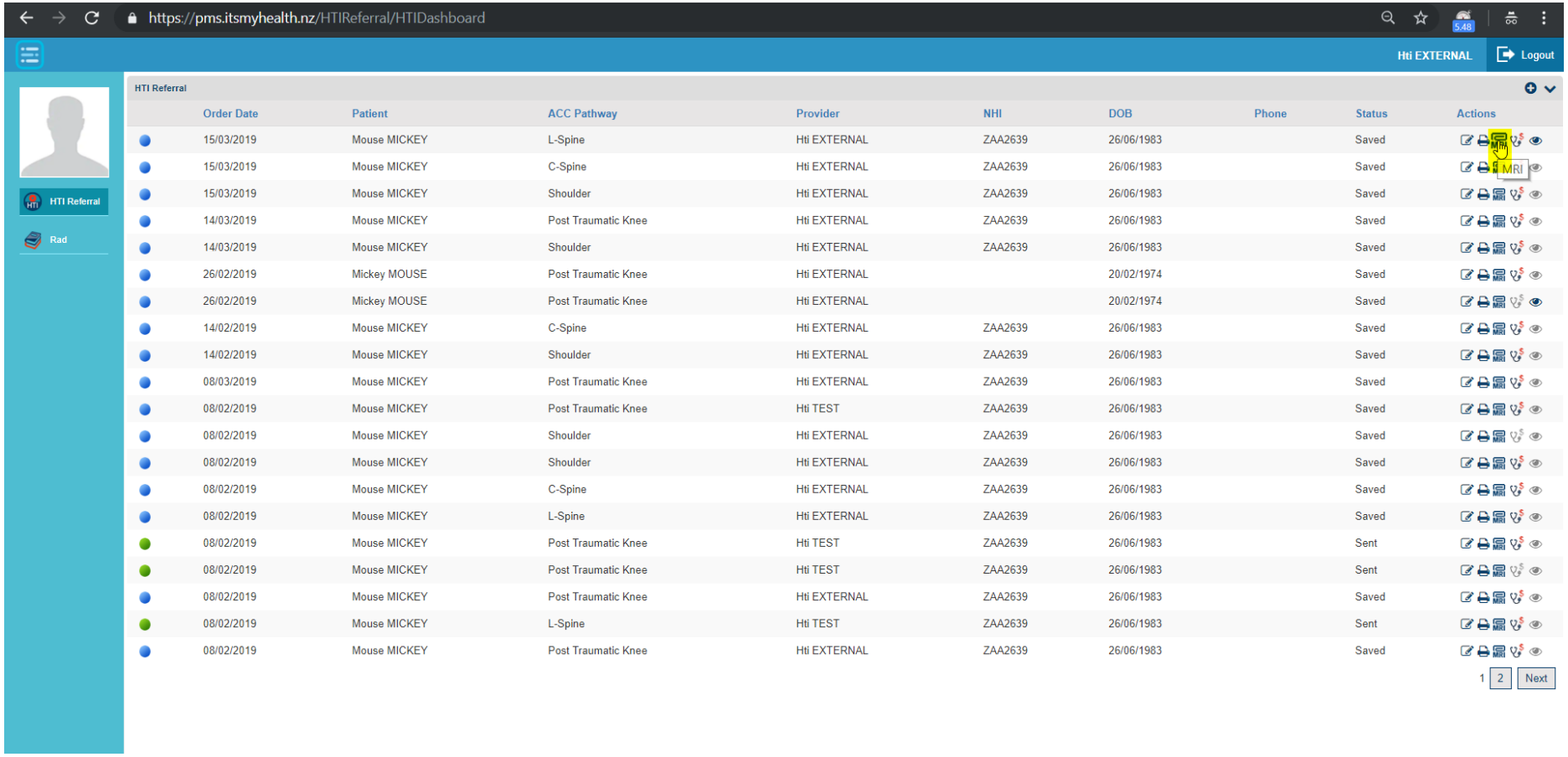

11. The provider will claim the "extended consult service" for HTI from service eligibility

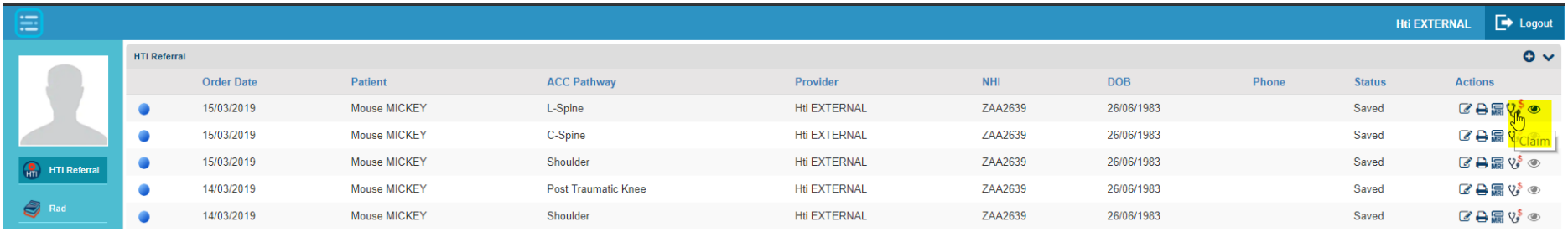

12. Provider will select and bill the service.

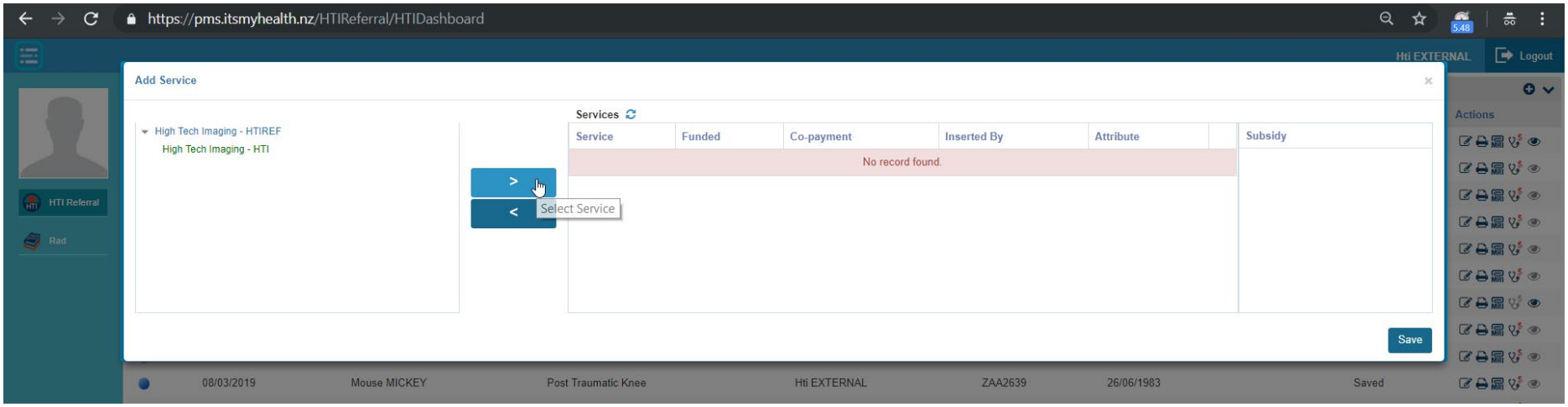

13. Provider will enter, review the required details and select the outcome for submitting the claim.

Add Service

High Tech Imaging - HTIREF

High Tech Imaging

Service Info

HTI Referral

High Tech Imaging Referral *	L-Spine (01-02-2019)	Interaction Type *	Acute
GP Interaction Date	01/02/2019	Body Site *	L-Spine
Accident Date *	02/01/2019	ACC first consultation date	02/01/2019
Consult Provisional Diagnosis *	Consult Provisional Diagnosis	Consult Final Diagnosis	Consult Final Diagnosis
Occupation Work *	Access Teacher	Radiologist *	Bay radiology (Cheyne Road)
ACC45 Lodge Date *	04/01/2019	ACC45 Number *	AB12345
ACC Provisional Diagnosis *	ACC Provisional Diagnosis	ACC Final Diagnosis	ACC Final Diagnosis
Xray Referral Date *	01/02/2019	Xray Result Date *	Xray Result Date
Xray Date *	Xray Date	Xray Result *	
MRI Referral Date *	01/02/2019	MRI Examination Date *	26/03/2019
MRI Result *	Patient Result Here	MRI Result Receive Date *	26/03/2019
HTI Outcome *	Select	Clinical Notes *	Tetanus
Did you need specialist advice?	No Yes	Did you need radiologist advice?	No Yes

Save Cancel

Types of available claims

When claiming, a provider can select multiple services for a single patient episode.
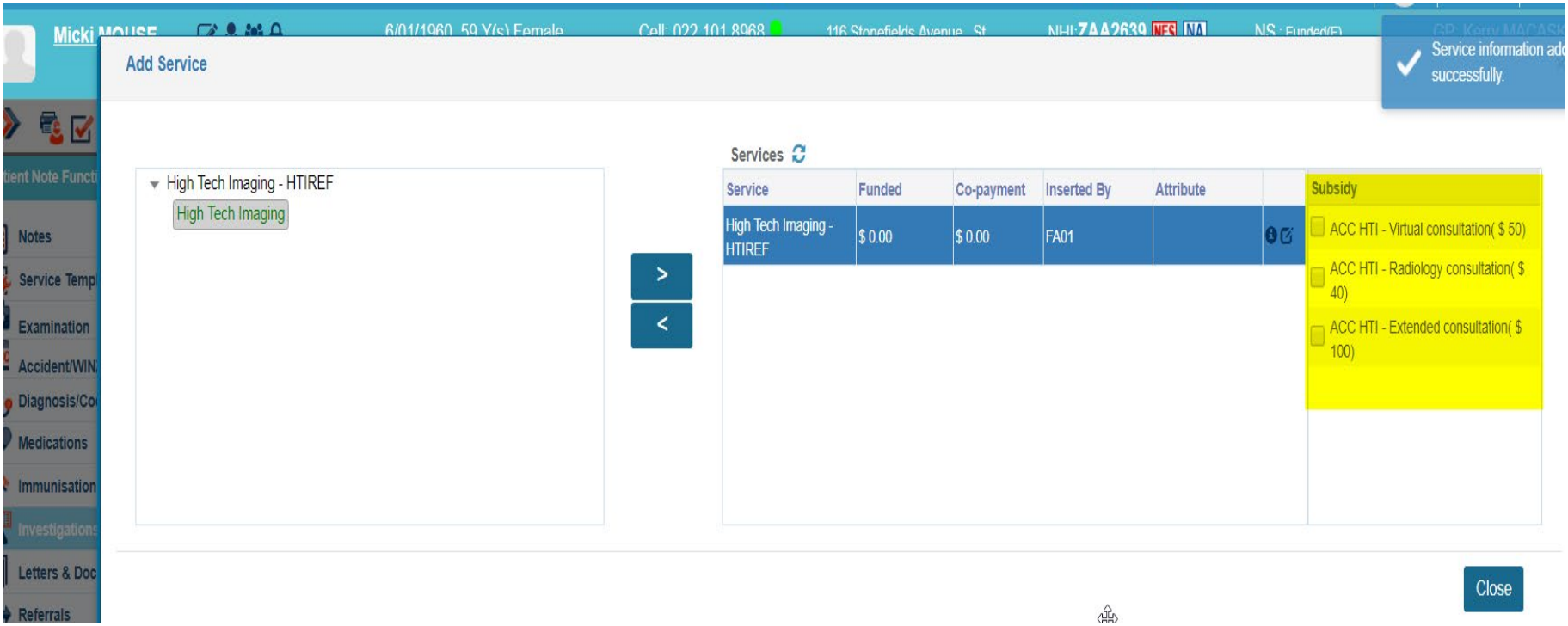
14. Radiology consultation is claimable when you have called the radiologist for a discussion regarding your patients results ($40).
15. ACC extended consultation is claimable when time is required to feedback to the patient, their outcomes of diagnostic imaging and treatment plan going forward ($100).
16. PLEASE NOTE: The virtual consultation claim is no longer a claim type for this referral process.